



NANOREMOVAL

ELEONORA JAKOVLJEVIC



WHAT'S PHI ACADEMY?


PhiAcademy creates beauty through the proportions of the “Golden Ratio” (PHI - 1.618). We can see the perfection in the Golden Ratio between two points.

Depending on modern lifestyle, our studies were projected to avoid time waste and to give the best surveillance and information available, at the same time.

We know you can learn everything if the subject is divided into small parts which are taught separately. For this reason all PhiAcademy's courses are divided and given to our students in such an independent way.



PHIACADEMY



SKIN EXPERT



Skin Expert is the first theoretical course of the PhiAcademy. This course deals exclusively with the skin, its problems and nourishment, as well as all external and internal factors that influence the skin. The course will provide **very detailed and in-depth information** on each layer of skin separately.

The skills that are taught in the PhiAcademy are based on 3 fields:

- 1 Correction of natural deficiencies
- 2 Removal of skin irregularities
- 3 Nourish the beauty and health of current skin

Whatever the path taken by our students, **the Skin Expert course will be their starting point.** That means, before attending any course that has these mentioned skills, it is required for student to finish The Skin Expert Course in order to achieve better **preliminary knowledge** that is necessary and **mastering other skills.**



As a bonus, the Skin Expert course is made free to all PhiAcademy students through the CraftMaster app. The course explores in-depth and pertinent information regarding the nature and conditions of the skin, and how approach treatment according to the specific needs of various skin types. For a small fee, students may opt to take the exam at the end of the course and obtain their Skin Expert Certification.

THE MASTER

ELEONORA JAKOVLJEVIĆ

My name is Eleonora Jakovljević and my job is to enhance your natural beauty by using sophisticated methods of beautifying. I have always been fascinated with the world of beauty and have always admired and followed the work of the best beauty experts around the globe. I took the courage and walked in the world of beauty 10 years ago when I opened my salon.

I would define 2012 as the year of the enlightenment in the terms of the growth of not just my business, but myself, as a professional beautician. Meeting Branko Babic, from whom I got a chance to learn a new technique of Japanese eyebrow drawing, which soon became known worldwide and now famously called microblading technique. It quickly became my great passion, empowering me to practice every day and helping me in gaining confidence.

Today I'm very proud to have a title and declare myself as a Master and also be able to pass on the knowledge to anyone who shares a great passion and wants to enter the beauty world.

I've always cherished a huge ambition towards the improvement and never-ending process of learning and have always dedicated so much time in upgrading my skills and following the world trends that grow more and more every day. In addition to previously listed services, my salon now has a much wider range of services that besides microblading includes permanent makeup of Lips and Eyeliner, as well as NanoRemoval technique.



ELEONORA JAKOVLJEVIC



ELEONORA JAKOVLJEVIC



COURSE

NANOREMOVAL



NanoRemoval is a technique that works on the surface, which means there will be less damage to the skin, less irritation and fastest results, with rapid healing and without risks of scarring.

The NanoRemoval technique, with its combination of products, begins to work almost immediately after the first transition over the surface of an old tattoo or permanent makeup, the

pigment moves through the layers of skin towards the surface, forming a mild crust. The crust will peel naturally, removing unwanted tattoo pigment or permanent makeup.

Inside the set, you will also find synthetic leather for practicing the correct movement of the machine, in order to make the best use of the new NanoRemoval technique.

COURSE STRUCTURE

The course lasts one day and the number of students is limited. The course consists of **a theoretical part and a practical part** done on a model with Master's assistance. Each student will receive **a certificate of completion** at the end of the course.

All students will have **6 months of free access** to our Craft Master platform which includes all **the theoretical part, photos and videos**.

There are 8 levels in the Craft Master application that every student will have to pass. After successfully passing the levels, each student will receive **a certificate of NanoRemoval technician** and will be included in **the world map of Phi Academy**.



+

HOW TO ADJUST THE TREATMENT RESULT ACCORDING IN ACCORDANCE WITH THE REQUIRED EVENTUAL REQUIREMENTS

ATTENTION!!!

For practice, a student can bring their own model. If he/she does not have a model, it is necessary to emphasize that when enrolling in the course, otherwise, training is not possible. Training organizers can help choose a model.

COURSE PROGRAM

09:00 Student registration and signing of the Master/Student contract

10:00 Presentation and theory part

- Introduction to NanoRemoval
- Presentation and kit explication
- Workspace-How PhiRemoval works-In which cases to use it and what to use
- Post treatment
- Evaluation of photo collection from the customer
- How to do the second treatment

11:30 Exercises on paper

12:35 Exercises on synthetic skin

13:30 Lunch break

14:00 Master's Demo

15:00 Model's preparation

15:30 Model practice *Model practice is under the careful supervision of the Master*

17:00 Certificate and photos

PRICES

The deposit to be paid upon registration is of **500,00**

Only upon receipt of the accreditation will you have your own reserved seat. The balance can be made by bank transfer in advance or in cash on the day of the course.

The kit is supplied without a machine, which can be added separately:

Simplicity Artist dermograph
€ 400,00 + VAT

Simplicity Master dermograph
€ 750,00 + VAT

** Master Eleonora Jakovljevic reserves the right to change the entire material*



DIFFERENCE FROM OTHER TECHNIQUES

NanoRemoval is a new technique, which aims to **remove unwanted pigments** from the skin. This is a **non-invasive technique**, which is done according to the principle **Feather technique**, meaning that no anesthetic is required for this technique.

Feather technique is very soft, which means we have **less skin damage, less irritation and much faster results**, with very fast and good healing without scarring.

NanoRemoval is performed by **movement with the machine on the surface of the skin**, only on the first layer of skin (epidermis), because when they would work on deeper and move to another layer of skin (dermis), it would cause much bleeding, scarring, infection ...

This opens the skin sufficiently for further procedure, without questioning the appearance of scars. Enzyme Power and Light S is a product which **breaks down pigment and pulls it to the surface** with the help of lymph.

In this technique we have 6 different ways to remove pigment.

After this treatment, **no scabs are formed**, only slight skin dandruff can occur.

A years of experience has shown **good results and satisfied clients**.



NANOREMOVAL KURS



PRICE LIVE

€ 1.450,00 + VAT

PRICE ONLINE

€ 1.100,00 + VAT

FINANCE YOUR COURSE

1 Day training



Tattoo and PMU
face technique



Tattoo body
technique



Tattoo scalp
technique



Eyeliner
technique



Eyebrows
technique



Lips
technique



Red Eyebrows
technique
instant correction
microblading

3 Additional courses



SKIN EXPERT



HYGIENE




FIRST CLASS SERVICE

6 MONTHS
CRAFT MASTER SUPPORT

UNLIMITED
DR. PHI SUPPORT
IN PHI APP

DR. PHI

**CRAFT
MASTER**

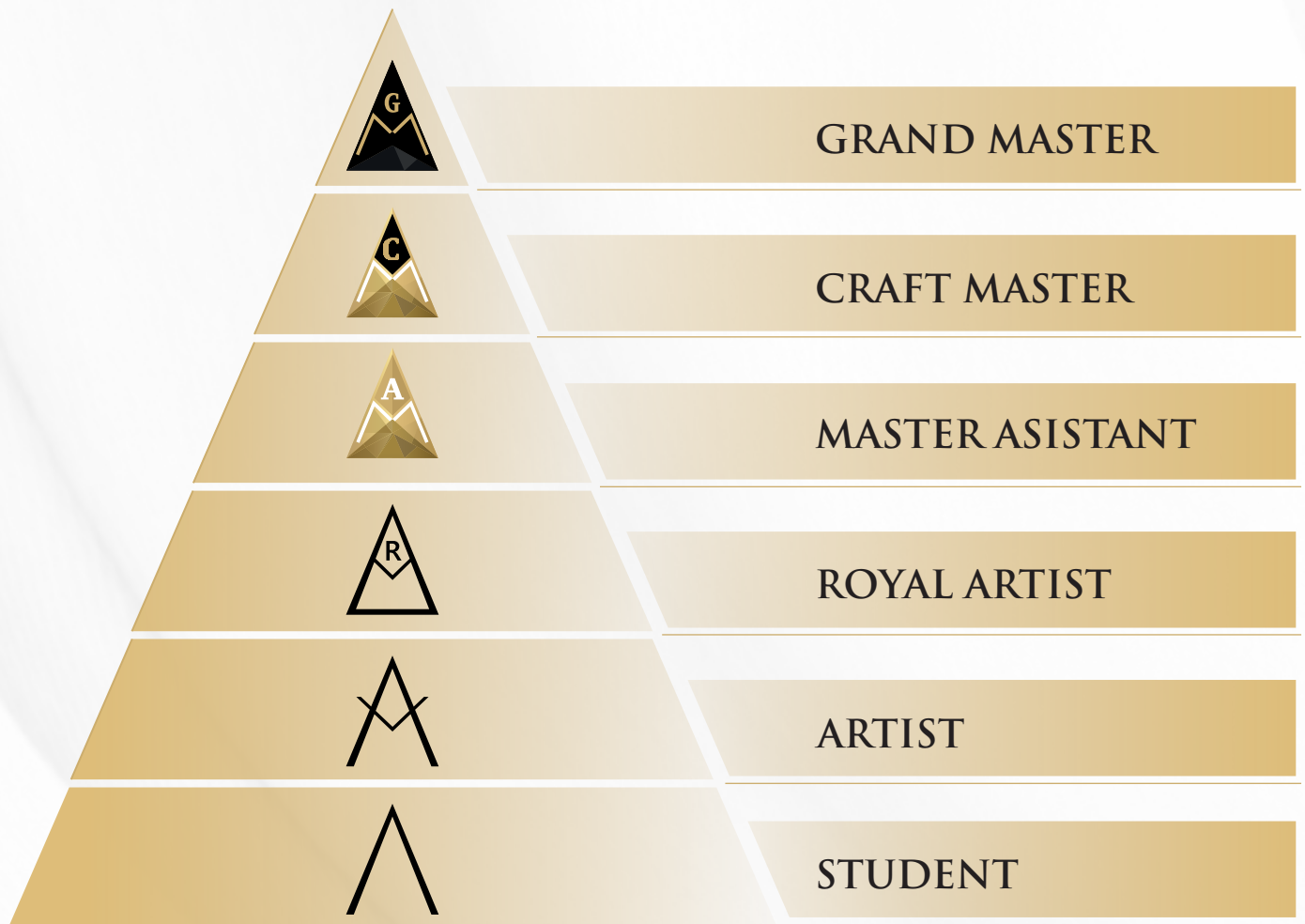


THE PRICE OF TREATMENT

NanoRemoval procedure



CONTINUE YOUR CAREER



PHIACADEMY

HOW TO BECOME A NANOREMOVAL ARTIST?



Upon completion of all levels, you will receive a certificate issued by the PhiAcademy which will enrich your portfolio.


NANOREMOVAL

JANE DOE
CODE1234



You will discuss the theory, and practice artificial skin. Later, with the help of the Master, you will work on a model.

At the end you will be issued a certificate of participation in the workshop and you can proceed to the 6-month course on the Craft Master app.

Craft Master course is based on multiple levels, video tutorials, photos and informative texts. All the work that you will send will be monitored by Master.



Certified artists will be included in the PhiAcademy World Map and receive their personal logo.

In this way we can certify and ensure the quality of the artists of the PhiAcademy, and this is one of the reasons that lead our students to reach the highest levels of success in this sector.



www.norajakovljevic.com



PhiBrows Master Nora Jakovljevic



@nora_phimaster